



Insulated - Secure - Automated



ThermaRoll Range

Insulated, Fully Automatic Roller Doors

www.gdsdoors.eu






GDS ThermaRoll doors combine simple automatic operation and space-saving practicality... with the additional benefit of insulation to keep noise and weather outside where it belongs.

COLOUR FINISHES

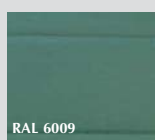
Choose from 13 standard colour options as well as seven textured woodgrain finishes. Guides and end plates come white or brown as standard. There is also the option to colour match these to the door if desired.




Grey




Dark Blue




Dark Green



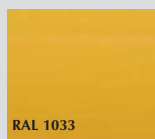
Green




Black



Light Blue



Yellow




Teak



Silver




White



Brown




Burgundy




Beige


Textured Woodgrain Foil Finishes




Golden Oak




Mahogany



Rosewood




Cherry Oak



Beech



Red



Dark Oak

Custom Order Textured Woodgrain Foil Finishes



ThermaRoll doors are ideal for arched openings



Two mini remote handsets with rolling code technology for utmost security are provided as standard.



All doors are provided with a sleek control box including a push button for activating the door as well as a courtesy light.



Our sturdy, multi-point autolock system provides positive protection against forced entry... a system tried and tested over fifteen years.




Powered by Somfy™, the world leader in tubular motor technology, every door is paired with a powerful yet whisper-quiet DC opener.



Optional photo-beam safety system.



Leading edge safety system.



Twin wall construction, CFC-free polyurethane insulation and durable endcaps provide a robust door that traps warmth inside your garage.



The reinforced bottom section incorporates a heavy duty seal which compresses against the floor to help keep draughts and debris out of your garage.

Sturdy endplates and brush lined guides provide years of smooth operation with no metal to metal contact.

Door Options



Unlike most garage doors, our ThermaRoll can also be fit between the reveals or even face-fixed outside the opening... complete flexibility. Shown is a door fixed behind the reveals with a 90-degree fascia panel/backbox.



Available with a fascia panel or full box (as pictured) to neatly house the compact door roll.



Closeup of the 90-degree backbox used to create a neat fascia. Optional boxes are provided in white or brown, but they can also be provided in all 13 standard colours with a modest upcharge.

FITTING REQUIREMENTS AND OPTIONS

The design and operation of the THERMAROLL range allows the door to be fitted in one of many ways depending on sideroom and headroom availability.

FACE FIXING

The door is fitted to the back of the opening without the need for a timber frame. This allows for the maximum Drive through width and height depending on available headroom

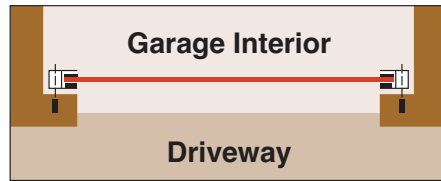
EXTERIOR FIXING

In some cases, it may be necessary to fit the door to the outside of the garage. The THERMAROLL mini with full box system makes this possible

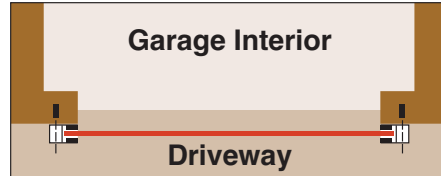
REVEAL FIXING

This option allows the door to be fitted between the reveals maximising available space within the garage, or for garages where there is no available sideroom. If the roll is going to be visible from the outside, the 90° back box must be installed.

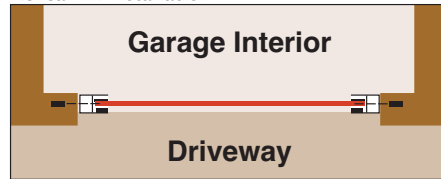
Face fix installation-behind



Face fix installation-in front



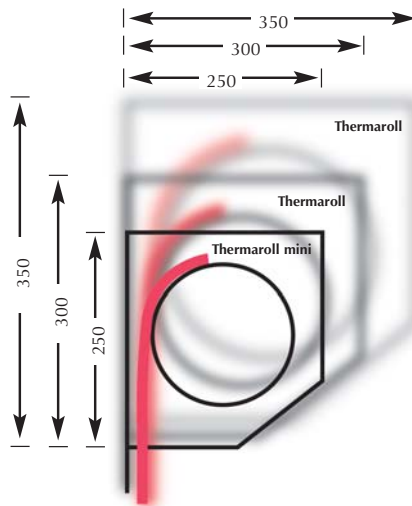
Reveal fix installation



HEADROOM REQUIREMENT

HEADROOM REQUIREMENT

The THERMAROLL requires just 300mm for door heights up to 2700mm and just 350mm for door heights up to 2850mm. Where headroom is severely restricted the THERMAROLL mini requires only 250 mm for doors up to 2350mm.



Shown is the traditional interior installation which maximizes the drive-through width of your opening while providing a tidy appearance. ThermaRoll doors are available in twenty colour options to complement windows, fascia or other design elements in your home.

THERMAROLL mini

Ideal for garages with limited headroom, the thermaroll mini allows you to fit an insulated roller door into just 250mm of headroom, or externally if necessary.

Based on the same principal as the thermaroll, and using the same rolling code technology and Somfy tubular motor the door curtain is made up of smaller lathe sections (55mm x 12 mm) thus allowing the door to roll into a tighter space. Even in a garage where there is no headroom at all, the versatility of the system enables the door to be fitted to the outside of the garage using the full box cover option.



250mm Headplate Operator



55mm x 12mm Lathe

COLOUR FINISHES

Choose from 9 standard colour options as well as 3 textured woodgrain finishes. Guides and end plates come white or brown as standard. There is also the option to colour match these to the door if desired.



RAL 9016

White



RAL 8080

Brown



RAL 3004

Burgundy




RAL 9005

Black




RAL 5013

Dark Blue



RAL 6009

Dark Green



BS 08B17

Beige




Teak



Light Teak

Textured Woodgrain Foil Finishes



Golden Oak



Mahogany



Rosewood

Factory Supply & Fit Centre

Wakehurst Industrial Estate
Wakehurst Road
Ballymena
BT42 3AZ

Tel: 028 2565 5555
Fax: 0800 085 2 741

ROI Contact Details

Tel: 1850 510 510
Fax: 0044 2825 644 030

Supply and Fit Centre
Dublin

Tel: 1850 514 514

UK Contact Details

Tel: 0870 242 3 242

Authorised Specialist