

642 INOX

automatic barrier in stainless steel for beams up to 7 m



FAST AND VERSATILE

For beams of up to 4 metres, the "rapid" version of the FAAC 642/40 offers the continuity solution to the traffic problem, by enabling uninterrupted use frequency. The "Standard" version is suitable for lighter traffic, and can be equipped with a skirt to prevent break-ins.

THE RIGHT SOLUTION FOR LARGE INDUSTRIAL ACCESSES

With its length of 4 to 7 metres, the FAAC 642/70 range is ideal for traffic-control in large industrial accesses, with particularly demanding use. On top of that, the stainless-steel version ensures resistance against any environmental aggression and reliability in line with the severest demands.

HIGH-TECH

SMT microprocessor electronic technology is supplied standard to ensure exceptional performance. By means of an optional card, the barrier can also control auxiliary services and an additional opposing beam. Barrier statuses can be signalled to traffic control devices.

PRECISE STOPPING

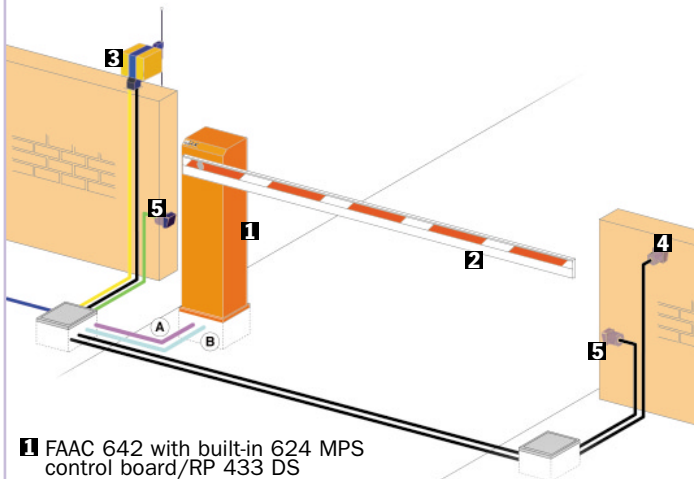
Perfectly calibrated stopping thanks to the adjustable electronic brake that slows down closing and opening movement. A thermal probe detects temperature and activates a cooling fan.

SPECIFICATIONS

Automatic barrier for beams up to 7m • Models with max use frequency 100% • Opening/closing time from 2s (3m) to 8s (7m) • Activation system comprising hydraulic pump unit, plunger pistons, equaliser and transmission shaft • Balancing by compression spring • Internal stops adjustable for open or closed beam positions • Load bearing housing in stainless steel • Overall dimensions (L x W x H) 230x390x1080 mm • Protection class IP 44 • Release device accessible from the outside by triangular or customised key (optional) • Hydraulic pump unit with hydraulic locking at opening and closing • Electric motor power supply 230 V (+6% -10%) -50 (60) Hz • Electric motor power 220 W • Thermal protection at 120°C built into motor winding • Operating ambient temperature -20°C +55°C • Single-phase motor with two rotation directions (1,400 rpm) • Hydraulic gerotor pump (max low noise) • Pump flow rate 0.75-1 - 1.5-2 l/m • Die-cast distribution flange • Separate control of opening and closing force by by-pass valves - Anti-crushing safety to UNI 8612 standard • Tank in anodised aluminium • Mineral hydraulic oil with additives • Travel-limit deceleration • Adjustable deceleration angle by cams • Designed to accommodate rectangular, rectangular with skirt, round, pivoting round beams • Built-in electronic control equipment



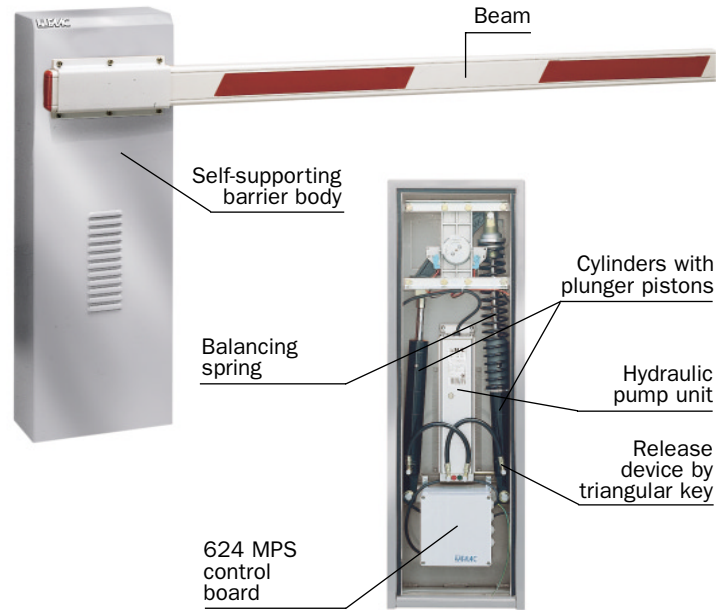
INSTALLATION DIAGRAM SPECIMEN



- 1 FAAC 642 with built-in 624 MPS control board/RP 433 DS
- 2 Beam
- 3 FAAC MINILAMP
- 4 FAAC T10
- 5 FAAC FOTOSWITCH

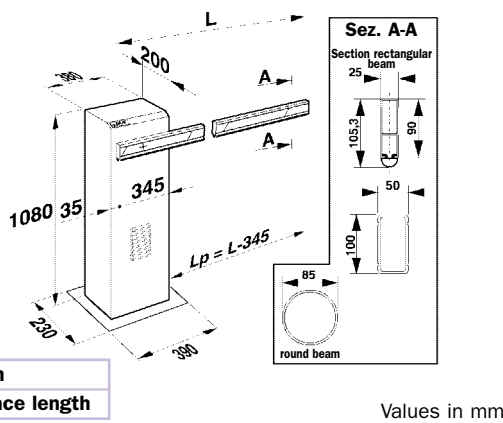
Low voltage cabling		Power cabling (230V)	
A	3 cables 3x0.5	B	1 cable 2x1.5+T
	1 cable 2x0.5		1 cable 2x1.5

N.B: Cable diameters in mm²



Model	Use		
	Beam max. length (m)	Opening time (s)	Use frequency (%)
642 STD/40 LH/SH	4,00	3,5 (3m) 4,5 (4m)	70
642 R/40 LH/SH	4,00	<2 (3m) <3 (4m)	100
642/70 LH/SH	7,00	4 (5m) 5,5 (6m) 8 (7m)	100

Dimensions



Technical characteristics of 624 MPS control board

Power supply	230 V ~ (+6% -10%) 50 (60) Hz
Motor maximum load	300W
Accessories output	24 Vdc 500 mA max
Operating ambient temperature	-20°C + 55°C
Three protection fuses	0,25 A transformer - 5 A motor - 1,6 A accessories
Enclosure dimensions	174x178x102 mm (LxHxD)
Protection class	IP 55
<ul style="list-style-type: none"> • SMT technology • Programmable functions: - Three function logics - A/E/P, Pause times, Pre-flashing, Electronic deceleration (short or long), Operation of indicator-light • Inputs signalling LED, alarm and limit-switch • Terminal board outputs Indicator-light, flashing Lamp • Terminal board inputs - Open, stop, safety devices, anti-panic • Rapid connectors for: Motor, limit-switch, decoding cards/card receivers, optional cards • Reset push-button 	

Technical characteristics	642 STD/40 LH/RH	642 R/40 LH/RH	642 /70 LH/RH
Power supply	230 V~ (+6% -10%) 50 (60) Hz		
Electric motor	Single-phase, bi-directional		
Absorbed power	220W		
Absorbed current	1A		
Motor rotation speed	1.400 rpm	1.400 - 2.800 rpm	
Pump flow rate	0,75 l/min. - 0,75-1 l/min.	1,5 - 2 l/min.	0,75 - 1 - 1,5 - 2 l/min.
Thermal protection on motor winding	120°C		
Effective torque	0÷200 / 0÷150 Nm	0÷110 / 0÷90 Nm	0÷470/0÷340 /0÷250 /0÷210 Nm
Electronic deceleration	Adjustable with cams		
Operating ambient temperature	-20°C +55°C		
Weight	73 kg	84 kg	
Type of oil	FAAC OIL XD 220		
Barrier body treatment	STAINLESS STEEL		
Protection class	IP 44		
Cooling	Forced air		
Type of beam	rigid rectangular - rigid rectangular with skirt - round - pivoting round	rigid rectangular - round - pivoting round	rectangular - rectangular with skirt